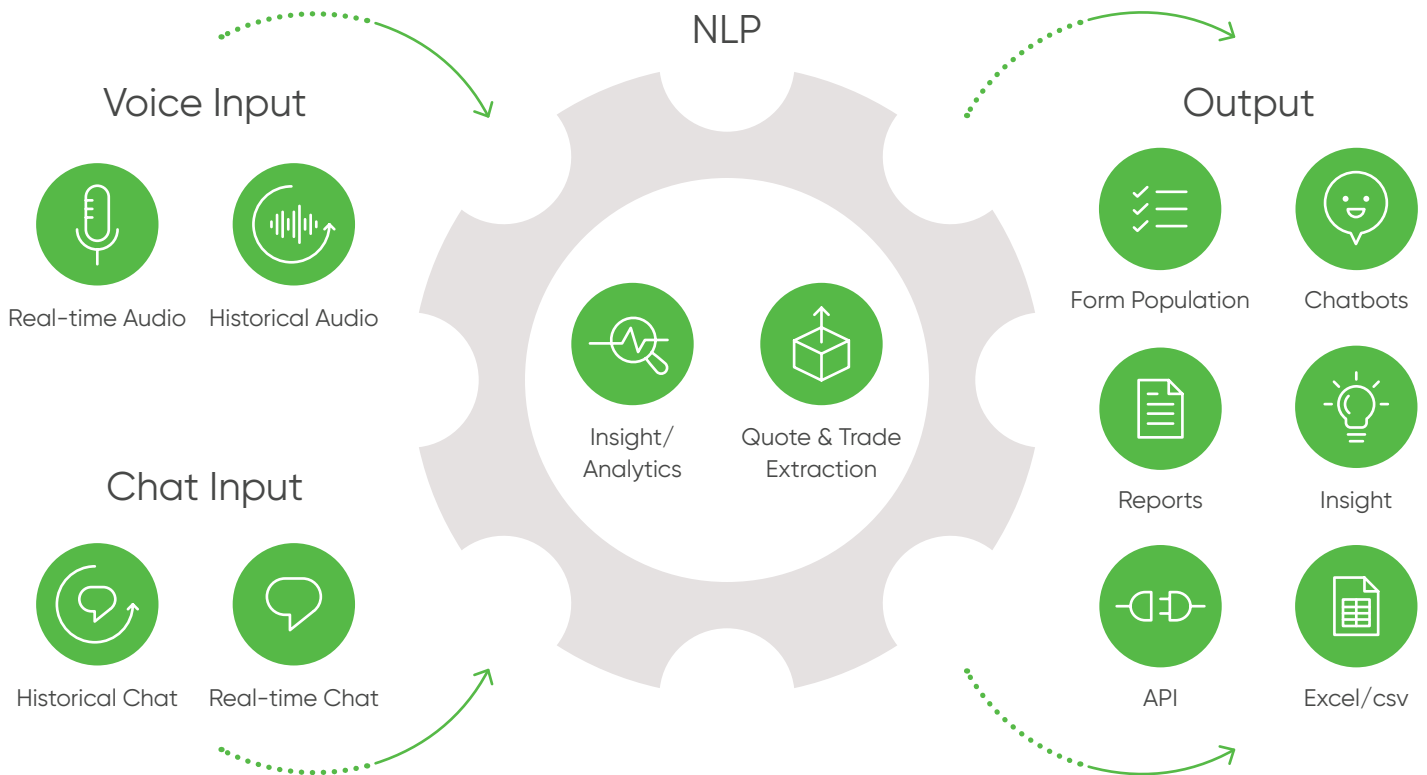


Voice and Chat Data Insights

Trade faster and make better decisions with customer intelligence powered by gk's financial markets NLP

GreenKey understands trader jargon and combines this knowledge with advanced speech recognition (ASR) and natural language processing (NLP) to extract quote and trade data from voice and chat streams in real-time.

Integration partners and flexible APIs ensure our secure on-premise platform integrates seamlessly within customer environments.



- ✓ Interpret complex financial jargon
- ✓ Identify quotes / trades / products
- ✓ Structure data
- ✓ Feed to downstream systems

```

"transcript" : - "amazon three fifteens of twenty seven one hundred offer in four million"
"IM String" : _____ "AMZN 3.15 27 -- / 100 in 4MM"
"product_class" : _____ "Credit"
"product" : _____ "IG Bonds"
"currency" : _____ "USD"
"quantity" : _____ "4MM"
"maturity" : _____ "2027"
"ask" : _____ "100"
  
```

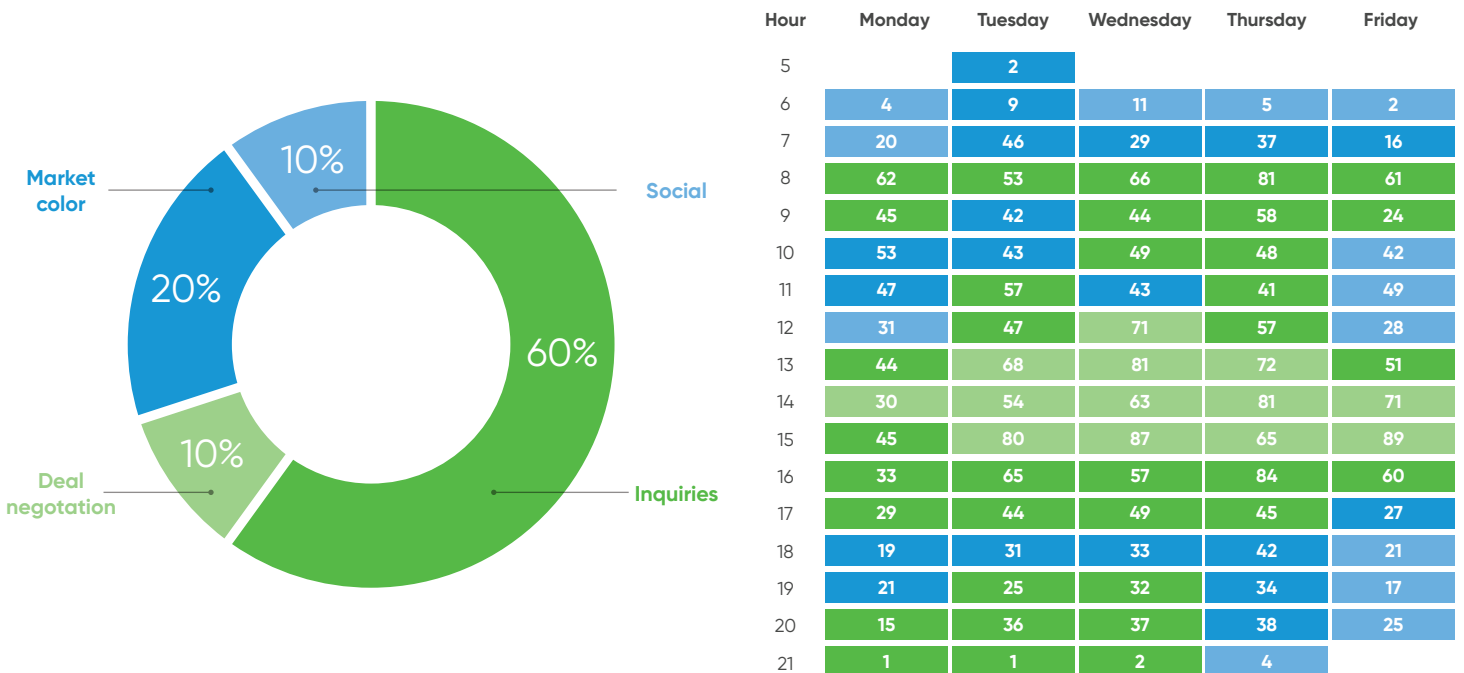
Sales insights

- ✓ Quantify relationship quality
- ✓ Time spent converting business
- ✓ Identify sales efficiencies

Top/bottom clients and sales employees by communication efficiency

TOP 3 BUY SIDE ACCOUNTS		CHAT	AUDIO	INQUIRIES	NEGOTIATION	MARKET COLOR	SOCIAL	DEALS DONE	EFFICIENCY SCORE
1	Generali Investments Europe	124.5	171.1	157.1	5.4	115.0	18.2	427	0.4
2	J.P. Morgan Asset Management	192.2	123.6	132.9	55.9	183.3	43.7	347	1.3
3	Legg Mason	145.4	173.6	132.2	17.7	172.0	47.1	235	1.4
BOTTOM 3 BUY SIDE ACCOUNTS									
1	BlackRock	183	135	80.6	97.2	20	120	15	9.6
2	Federated Investors	206	65	32.9	118.8	75	44	15	6.6
3	MFS Investment	181.9	201.3	132.2	20.5	183.3	47.1	24	6.0
TOP 3 SALES REPS									
1	Sales Employee 1	3476.0	2640.0	1265.0	2063	2134.0	654	62	5.4
2	Sales Employee 2	3489.0	2289.0	1327.0	718	2190.0	1543	46	5.8
3	Sales Employee 3	3980.0	2876.0	987.0	2990	1876.0	1003	54	7.1
CHATBOT	ChatBot 1	2154		2154				43	4.9


Visualize daily transaction flow and trader communication distribution across social, market color, inquiries, and deal negotiation



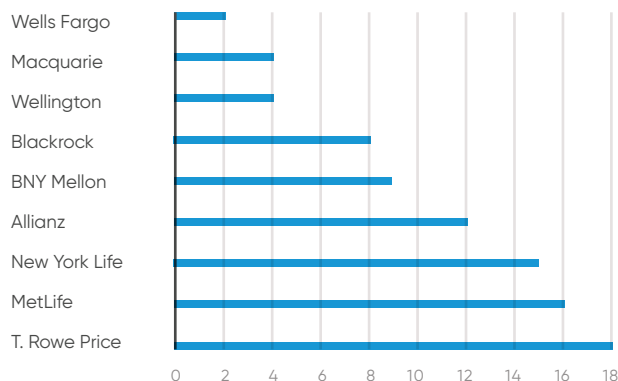
Product insights

- ✓ Identify top trending products
- ✓ Identify mismatch client interest/inventory
- ✓ Missed opportunities

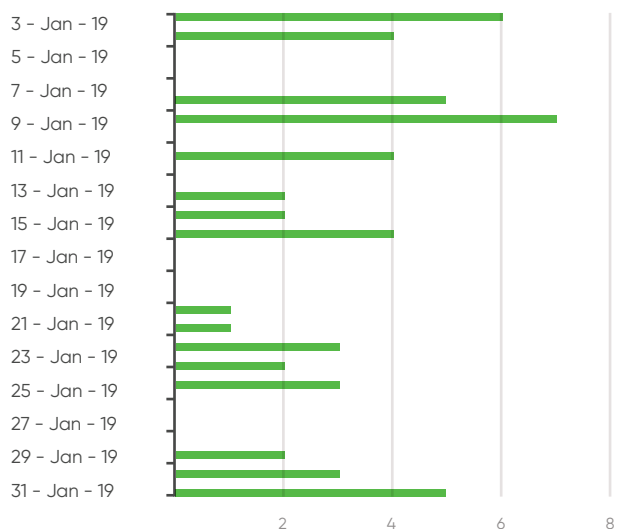
Top client product mentions



Discover which clients requested a product



On which dates were the products mentioned?



Liquidity Metrics

TOP 3 BUY SIDE ACCOUNT

Rank	Account	LIQUIDITY METRICS (MILLIONS)						PRICE IMPACT OF 5M BUY (BPS)			
		Avg Trade Size	Max Traded	Avg Bid Size	Avg Ask Size	Avg BA Spread	% Interest Improved	% Interest to BUY	Immediate	After	Total Leakage
1	Columbia Threadneedle Investments	9.7	100	11.5	6.5	21.4	30.3	78.2	5.4	9.6	15
2	Principal Global Investors	8.7	89.2	1.8	2.9	0.6	17.7	74.2	2.6	12.7	15.4
3	Dimensional Fund Advisors	2.1	63.5	12.1	7.8	9.6	2.1	82.3	1.8	14.9	16.6

BOTTOM 3 BUY SIDE ACCOUNT

50	Asset Management One International	4.4	59.1	2.7	3.8	6.8	31.3	73.8	38.2	38.1	76.3
49	APG	6.5	36.5	0.3	2	45.5	21.1	68.2	38.2	34.5	72.7
48	Morgan Stanley Investment Management	0.4	25	10.1	6.6	44.9	44.2	53.5	37.7	33.8	71.4



Generate insights and power automation with conversation data using GK's advanced NLP

About GreenKey

GK is the creator of a patented speech recognition (ASR) and natural language processing (NLP) platform. GK converts disparate communications streams into structured data tools that help banks, trading firms and emergency services operators automate complex workflows. Based in Chicago with offices in New York and London, GK is the premier insights recognition solution for over-the-counter trading desks. For more information, please visit greenkeytech.com

Chicago

55 W Monroe St #1650
Chicago, IL 60603
(646) 883-8830

New York

26 Broadway, 8th Floor
New York, NY 10004
(646) 863-4380

London

125 Old Broad Street
London EC2N 1AR
+44 203 968 5356

